



Location: CMA1b - Oil Street Site Office

Report on 24-hour TSP monitoring

Action Level ( $\mu\text{g}/\text{m}^3$ ) - 176.7

Limit Level ( $\mu\text{g}/\text{m}^3$ ) - 260

Date	Sampling Time	Weather Condition	Filter paper no.	Filter Weight, g		Elapse Time, hr		Sampling Time, hr	Flow Rate, $\text{m}^3/\text{min}$			Total Volume, $\text{m}^3$	TSP Level, $\mu\text{g}/\text{m}^3$
				Initial	Final	Initial	Final		Initial, $Q_{si}$	Final, $Q_{sf}$	Average		
30-May-14	8:00	Rainy	008675	2.8296	2.8961	4650.85	4674.85	24.00	1.28	1.29	1.29	1851	36
5-Jun-14	8:00	Rainy	008857	2.8512	2.9125	4677.85	4701.85	24.00	1.28	1.29	1.28	1850	33
11-Jun-14	8:00	Rainy	008943	2.8278	2.9833	4704.84	4728.84	24.00	1.28	1.29	1.28	1850	84
17-Jun-14	8:00	Rainy	008680	2.8378	2.9250	4731.85	4755.85	24.00	1.28	1.28	1.28	1849	47
23-Jun-14	8:00	Rainy	009037	2.8274	2.9108	4758.86	4782.86	24.00	1.29	1.31	1.30	1866	45

Report on 1-hour TSP monitoring

Action Level ( $\mu\text{g}/\text{m}^3$ ) - 320.1

Limit Level ( $\mu\text{g}/\text{m}^3$ ) - 500

Date	Sampling Time	Weather Condition	Filter paper no.	Filter Weight, g		Elapse Time, hr		Sampling Time, hr	Flow Rate, $\text{m}^3/\text{min}$			Total Volume, $\text{m}^3$	TSP Level, $\mu\text{g}/\text{m}^3$
				Initial	Final	Initial	Final		Initial, $Q_{si}$	Final, $Q_{sf}$	Average		
31-May-14	8:05	Rainy	008676	2.8406	2.8444	4674.85	4675.85	1.00	1.32	1.32	1.32	79	48
31-May-14	9:10	Rainy	008853	2.8505	2.8528	4675.85	4676.85	1.00	1.29	1.29	1.29	77	30
31-May-14	10:15	Rainy	008855	2.8508	2.8537	4676.85	4677.85	1.00	1.32	1.32	1.32	79	37
6-Jun-14	8:42	Rainy	008946	2.8352	2.8443	4701.85	4702.85	1.00	1.32	1.32	1.32	79	115
6-Jun-14	10:15	Rainy	008945	2.8319	2.8370	4702.85	4703.85	1.00	1.32	1.32	1.32	79	64
6-Jun-14	13:00	Rainy	008944	2.8326	2.8378	4703.85	4704.85	1.00	1.32	1.32	1.32	79	66
12-Jun-14	8:05	Fine	008682	2.8273	2.8363	4728.84	4729.84	1.00	1.32	1.32	1.32	79	113
12-Jun-14	9:10	Fine	008726	2.8537	2.8658	4729.84	4730.84	1.00	1.32	1.32	1.32	79	152
12-Jun-14	10:15	Fine	008617	2.8374	2.8465	4730.84	4731.84	1.00	1.32	1.32	1.32	79	115
18-Jun-14	10:25	Rainy	009030	2.8260	2.8327	4755.85	4756.85	1.00	1.28	1.28	1.28	77	87
18-Jun-14	13:00	Rainy	009032	2.8334	2.8375	4756.85	4757.85	1.00	1.28	1.28	1.28	77	53
18-Jun-14	14:21	Rainy	009034	2.8244	2.8307	4757.85	4758.85	1.00	1.32	1.30	1.31	79	80
24-Jun-14	8:05	Rainy	009004	2.8224	2.8271	4782.86	4783.86	1.00	1.36	1.32	1.34	81	58
24-Jun-14	9:10	Rainy	009008	2.8219	2.8265	4783.86	4784.86	1.00	1.32	1.29	1.31	78	59
24-Jun-14	10:15	Rainy	008999	2.8253	2.8394	4784.86	4785.86	1.00	1.29	1.29	1.29	77	183

Location: CMA2a - Causeway Bay Community Centre

Report on 24-hour TSP monitoring  
Action Level ( $\mu\text{g}/\text{m}^3$ ) - 169.5  
Limit Level ( $\mu\text{g}/\text{m}^3$ ) - 260

Date	Sampling Time	Weather Condition	Filter paper no.	Filter Weight, g		Elapse Time, hr		Sampling Time, hr	Flow Rate, $\text{m}^3/\text{min}$			Total Volume, $\text{m}^3$	TSP Level, $\mu\text{g}/\text{m}^3$
				Initial	Final	Initial	Final		Initial, $Q_{si}$	Final, $Q_{sf}$	Average		
30-May-14	8:00	Rainy	008674	2.8262	2.8862	14361.34	14385.34	24.00	1.27	1.27	1.27	1836	33
5-Jun-14	8:00	Rainy	008858	2.8442	2.9310	14388.35	14412.35	24.00	1.35	1.35	1.35	1940	45
11-Jun-14	8:00	Rainy	008939	2.8192	2.9450	14415.34	14439.34	24.00	1.35	1.35	1.35	1940	65
17-Jun-14	8:00	Rainy	008861	2.8589	2.9533	14442.35	14466.35	24.00	1.27	1.36	1.32	1900	50
23-Jun-14	8:00	Rainy	009038	2.8383	2.9629	14469.36	14493.36	24.00	1.37	1.37	1.37	1969	63

Report on 1-hour TSP monitoring  
Action Level ( $\mu\text{g}/\text{m}^3$ ) - 323.4  
Limit Level ( $\mu\text{g}/\text{m}^3$ ) - 500

Date	Sampling Time	Weather Condition	Filter paper no.	Filter Weight, g		Elapse Time, hr		Sampling Time, hr	Flow Rate, $\text{m}^3/\text{min}$			Total Volume, $\text{m}^3$	TSP Level, $\mu\text{g}/\text{m}^3$
				Initial	Final	Initial	Final		Initial, $Q_{si}$	Final, $Q_{sf}$	Average		
31-May-14	8:05	Rainy	008852	2.8347	2.8373	14385.34	14386.34	1.00	1.27	1.27	1.27	76	34
31-May-14	9:10	Rainy	008854	2.8385	2.8415	14386.34	14387.34	1.00	1.27	1.27	1.27	76	39
31-May-14	10:15	Rainy	008856	2.8328	2.8368	14387.34	14388.34	1.00	1.27	1.27	1.27	76	52
6-Jun-14	8:47	Rainy	008942	2.8379	2.8443	14412.35	14413.35	1.00	1.28	1.28	1.28	77	84
6-Jun-14	10:08	Rainy	008941	2.8381	2.8439	14413.35	14414.35	1.00	1.28	1.28	1.28	77	76
6-Jun-14	13:00	Rainy	008940	2.8269	2.8352	14414.35	14415.35	1.00	1.35	1.28	1.31	79	105
12-Jun-14	8:05	Fine	008693	2.8321	2.8364	14439.34	14440.34	1.00	1.28	1.27	1.28	77	56
12-Jun-14	9:10	Fine	008727	2.8464	2.8557	14441.34	14442.34	1.00	1.28	1.27	1.28	77	122
12-Jun-14	10:15	Fine	008616	2.8404	2.8489	14442.34	14443.34	1.00	1.35	1.27	1.31	79	108
18-Jun-14	10:20	Rainy	009031	2.8319	2.8385	14466.35	14467.35	1.00	1.35	1.31	1.33	80	83
18-Jun-14	13:00	Rainy	009033	2.8198	2.8245	14467.35	14468.35	1.00	1.27	1.27	1.27	76	61
18-Jun-14	14:03	Rainy	009036	2.8273	2.8345	14468.35	14469.35	1.00	1.36	1.35	1.36	81	89
24-Jun-14	8:07	Rainy	009005	2.8163	2.8247	14493.36	14494.36	1.00	1.37	1.37	1.37	82	102
24-Jun-14	9:13	Rainy	009009	2.8222	2.8290	14494.36	14495.36	1.00	1.37	1.37	1.37	82	83
24-Jun-14	10:17	Rainy	008998	2.8236	2.8333	14495.36	14496.36	1.00	1.37	1.37	1.37	82	118



Location: CMA3a - CWB PRE Site Office Area

Report on 24-hour TSP monitoring

Action Level ( $\mu\text{g}/\text{m}^3$ ) - 171

Limit Level ( $\mu\text{g}/\text{m}^3$ ) - 260

Date	Sampling Time	Weather Condition	Filter paper no.	Filter Weight, g		Elapse Time, hr		Sampling Time, hr	Flow Rate, $\text{m}^3/\text{min}$			Total Volume, $\text{m}^3$	TSP Level, $\mu\text{g}/\text{m}^3$
				Initial	Final	Initial	Final		Initial, $Q_{si}$	Final, $Q_{sf}$	Average		
30-May-14	8:00	Rainy	008741	2.8824	2.9494	1764.90	1788.90	24.00	1.29	1.29	1.29	1854	36
5-Jun-14	8:00	Rainy	008987	2.8288	2.9577	1791.90	1815.90	24.00	1.35	1.35	1.35	1950	66
11-Jun-14	8:00	Rainy	008473	2.8515	3.0171	1818.91	1842.91	24.00	1.35	1.35	1.35	1949	85
17-Jun-14	8:00	Rainy	008723	2.8634	3.0196	1845.91	1869.91	24.00	1.37	1.37	1.37	1973	79
23-Jun-14	8:00	Rainy	008466	2.8563	3.0464	1872.90	1896.90	24.00	1.37	1.37	1.37	1976	96

Report on 1-hour TSP monitoring

Action Level ( $\mu\text{g}/\text{m}^3$ ) - 311.3

Limit Level ( $\mu\text{g}/\text{m}^3$ ) - 500

Date	Sampling Time	Weather Condition	Filter paper no.	Filter Weight, g		Elapse Time, hr		Sampling Time, hr	Flow Rate, $\text{m}^3/\text{min}$			Total Volume, $\text{m}^3$	TSP Level, $\mu\text{g}/\text{m}^3$
				Initial	Final	Initial	Final		Initial, $Q_{si}$	Final, $Q_{sf}$	Average		
31-May-14	9:25	Rainy	008724	2.8474	2.8600	1788.90	1789.90	1.00	1.37	1.37	1.37	82	154
31-May-14	10:35	Rainy	008992	2.8270	2.8396	1789.90	1790.90	1.00	1.37	1.37	1.37	82	154
31-May-14	13:00	Rainy	008990	2.8212	2.8322	1790.90	1791.90	1.00	1.37	1.37	1.37	82	134
6-Jun-14	13:00	Rainy	008863	2.8696	2.8711	1815.90	1816.90	1.00	1.37	1.37	1.37	82	18
6-Jun-14	14:06	Rainy	008862	2.8616	2.8674	1816.90	1817.90	1.00	1.37	1.37	1.37	82	71
6-Jun-14	15:35	Rainy	008222	2.8248	2.8310	1817.90	1818.90	1.00	1.37	1.37	1.37	82	76
12-Jun-14	9:25	Fine	008966	2.8338	2.8469	1842.91	1843.91	1.00	1.37	1.37	1.37	82	160
12-Jun-14	10:30	Fine	008986	2.8278	2.8447	1843.91	1844.91	1.00	1.37	1.37	1.37	82	206
12-Jun-14	13:00	Fine	008969	2.8332	2.8475	1844.91	1845.91	1.00	1.37	1.37	1.37	82	174
18-Jun-14	13:00	Rainy	008460	2.8504	2.8571	1869.91	1870.91	1.00	1.38	1.38	1.38	83	81
18-Jun-14	14:17	Rainy	008459	2.8453	2.8574	1870.91	1871.91	1.00	1.38	1.38	1.38	83	146
18-Jun-14	16:08	Rainy	008458	2.8312	2.8432	1871.91	1872.91	1.00	1.38	1.38	1.38	83	145
24-Jun-14	13:00	Rainy	009087	2.8246	2.8303	1896.90	1897.90	1.00	1.24	1.24	1.24	74	77
24-Jun-14	14:21	Rainy	009089	2.8297	2.8410	1897.90	1898.90	1.00	1.32	1.32	1.32	79	143
24-Jun-14	15:25	Rainy	009091	2.8228	2.8329	1898.90	1899.90	1.00	1.30	1.32	1.31	78	129



Location: CMA4a - SPCA

Report on 24-hour TSP monitoring

Action Level ( $\mu\text{g}/\text{m}^3$ ) - 171.2

Limit Level ( $\mu\text{g}/\text{m}^3$ ) - 260

Date	Sampling Time	Weather Condition	Filter paper no.	Filter Weight, g		Elapse Time, hr		Sampling Time, hr	Flow Rate, $\text{m}^3/\text{min}$			Total Volume, $\text{m}^3$	TSP Level, $\mu\text{g}/\text{m}^3$
				Initial	Final	Initial	Final		Initial, $Q_{si}$	Final, $Q_{sf}$	Average		
30-May-14	8:00	Rainy	008740	2.8550	2.9007	18588.99	18612.99	24.00	1.29	1.29	1.29	1854	25
5-Jun-14	8:00	Rainy	008988	2.8275	2.8891	18614.99	18638.99	24.00	1.29	1.29	1.29	1853	33
11-Jun-14	8:00	Rainy	008472	2.8486	2.9603	18641.99	18665.99	24.00	1.29	1.29	1.29	1853	60
17-Jun-14	8:00	Rainy	008965	2.8164	2.8859	18669.99	18693.99	24.00	1.29	1.29	1.29	1853	38
23-Jun-14	8:00	Rainy	008553	2.8493	2.9256	18695.99	18719.99	24.00	1.29	1.29	1.29	1856	41

Report on 1-hour TSP monitoring

Action Level ( $\mu\text{g}/\text{m}^3$ ) - 312.5

Limit Level ( $\mu\text{g}/\text{m}^3$ ) - 500

Date	Sampling Time	Weather Condition	Filter paper no.	Filter Weight, g		Elapse Time, hr		Sampling Time, hr	Flow Rate, $\text{m}^3/\text{min}$			Total Volume, $\text{m}^3$	TSP Level, $\mu\text{g}/\text{m}^3$
				Initial	Final	Initial	Final		Initial, $Q_{si}$	Final, $Q_{sf}$	Average		
31-May-14	9:15	Rainy	008921	2.8385	2.8440	18612.99	18613.99	1.00	1.29	1.29	1.29	77	71
31-May-14	10:20	Rainy	008991	2.8291	2.8349	18613.99	18614.99	1.00	1.29	1.29	1.29	77	75
31-May-14	13:00	Rainy	008989	2.8224	2.8307	18614.99	18615.99	1.00	1.29	1.29	1.29	77	107
6-Jun-14	13:00	Rainy	008938	2.8254	2.8306	18638.99	18639.99	1.00	1.29	1.29	1.29	77	67
6-Jun-14	14:16	Rainy	008937	2.8253	2.8287	18639.99	18640.99	1.00	1.29	1.29	1.29	77	44
6-Jun-14	15:22	Rainy	008936	2.8296	2.8328	18640.99	18641.99	1.00	1.29	1.29	1.29	77	41
12-Jun-14	9:10	Fine	008920	2.8235	2.8321	18665.99	18666.99	1.00	1.29	1.29	1.29	77	111
12-Jun-14	10:15	Fine	008967	2.8143	2.8240	18666.99	18667.99	1.00	1.29	1.29	1.29	77	126
12-Jun-14	13:00	Fine	008968	2.8222	2.8311	18667.99	18668.99	1.00	1.29	1.29	1.29	77	115
18-Jun-14	13:00	Rainy	008457	2.8509	2.8552	18693.99	18694.99	1.00	1.29	1.29	1.29	77	56
18-Jun-14	14:07	Rainy	008456	2.8418	2.8462	18694.99	18695.99	1.00	1.29	1.29	1.29	77	57
18-Jun-14	16:26	Rainy	008455	2.8500	2.8546	18695.99	18696.99	1.00	1.29	1.29	1.29	77	60
24-Jun-14	13:00	Rainy	009086	2.8162	2.8212	18719.99	18720.99	1.00	1.31	1.31	1.31	78	64
24-Jun-14	14:10	Rainy	009088	2.8289	2.8334	18720.99	18721.99	1.00	1.29	1.29	1.29	77	58
24-Jun-14	15:14	Rainy	009090	2.8217	2.8276	18721.99	18722.99	1.00	1.32	1.32	1.32	79	74

Location: CMA5a - Children Garden opposite to Pedestrian Plaza

Report on 24-hour TSP monitoring

Action Level ( $\mu\text{g}/\text{m}^3$ ) - 181

Limit Level ( $\mu\text{g}/\text{m}^3$ ) - 260

Date	Sampling Time	Weather Condition	Filter paper no.	Filter Weight, g		Elapse Time, hr		Sampling Time, hr	Flow Rate, $\text{m}^3/\text{min}$			Total Volume, $\text{m}^3$	TSP Level, $\mu\text{g}/\text{m}^3$
				Initial	Final	Initial	Final		Initial, $Q_{si}$	Final, $Q_{sf}$	Average		
30-May-14	8:00	Rainy	008734	2.8567	2.9771	19568.88	19592.88	24.00	1.36	1.37	1.37	1966	61
5-Jun-14	8:00	Rainy	009062	2.8353	2.9553	19595.87	19619.87	24.00	1.36	1.37	1.36	1965	61
11-Jun-14	8:00	Rainy	008754	2.8667	3.0235	19622.89	19646.89	24.00	1.36	1.37	1.36	1965	80
17-Jun-14	8:00	Rainy	008620	2.8297	2.9709	19650.04	19674.04	24.00	1.38	1.38	1.38	1989	71
23-Jun-14	8:00	Rainy	009072	2.8429	2.9715	19677.04	19701.04	24.00	1.38	1.38	1.38	1993	65

Report on 1-hour TSP monitoring

Action Level ( $\mu\text{g}/\text{m}^3$ ) - 332

Limit Level ( $\mu\text{g}/\text{m}^3$ ) - 500

Date	Sampling Time	Weather Condition	Filter paper no.	Filter Weight, g		Elapse Time, hr		Sampling Time, hr	Flow Rate, $\text{m}^3/\text{min}$			Total Volume, $\text{m}^3$	TSP Level, $\mu\text{g}/\text{m}^3$
				Initial	Final	Initial	Final		Initial, $Q_{si}$	Final, $Q_{sf}$	Average		
31-May-14	13:00	Rainy	009070	2.8345	2.8386	19592.88	19593.88	1.00	1.30	1.30	1.30	78	53
31-May-14	14:36	Rainy	009068	2.8497	2.8521	19593.88	19594.88	1.00	1.30	1.30	1.30	78	31
31-May-14	15:48	Rainy	009065	2.8495	2.8516	19594.88	19595.88	1.00	1.30	1.30	1.30	78	27
6-Jun-14	13:00	Rainy	008919	2.8272	2.8334	19619.87	19620.87	1.00	1.37	1.37	1.37	82	76
6-Jun-14	14:37	Rainy	009056	2.8423	2.8453	19620.87	19621.87	1.00	1.33	1.33	1.33	80	38
6-Jun-14	16:53	Rainy	008752	2.8692	2.8808	19621.87	19622.87	1.00	1.37	1.37	1.37	82	142
12-Jun-14	13:00	Fine	008681	2.8316	2.8352	19646.89	19647.89	1.00	1.37	1.37	1.37	82	44
12-Jun-14	14:05	Fine	008979	2.8270	2.8427	19647.89	19648.89	1.00	1.33	1.33	1.33	80	197
12-Jun-14	15:10	Fine	008972	2.8263	2.8420	19648.89	19649.89	1.00	1.37	1.37	1.37	82	192
18-Jun-14	9:34	Rainy	008959	2.8283	2.8358	19674.04	19675.04	1.00	1.38	1.38	1.38	83	90
18-Jun-14	13:00	Rainy	008956	2.8364	2.8466	19675.04	19676.04	1.00	1.38	1.38	1.38	83	123
18-Jun-14	14:30	Rainy	008963	2.8254	2.8356	19676.04	19677.04	1.00	1.38	1.38	1.38	83	123
24-Jun-14	8:13	Rainy	009007	2.8259	2.8353	19701.04	19702.04	1.00	1.38	1.38	1.38	83	113
24-Jun-14	14:00	Rainy	009028	2.8279	2.8339	19702.04	19703.04	1.00	1.38	1.38	1.38	83	72
24-Jun-14	15:05	Rainy	008351	2.8607	2.8669	19703.04	19704.04	1.00	1.38	1.38	1.38	83	75



Location: MA1e - International Finance Centre (Eastern Wing)

## Report on 24-hour TSP monitoring

Action Level ( $\mu\text{g}/\text{m}^3$ ) - 173.4Limit Level ( $\mu\text{g}/\text{m}^3$ ) - 260

Date	Sampling Time	Weather Condition	Filter paper no.	Filter Weight, g		Elapse Time, hr		Sampling Time, hr	Flow Rate, $\text{m}^3/\text{min}$			Total Volume, $\text{m}^3$	TSP Level, $\mu\text{g}/\text{m}^3$
				Initial	Final	Initial	Final		Initial, $Q_{si}$	Final, $Q_{sf}$	Average		
30-May-14	8:00	Rainy	008703	2.8189	2.8677	15270.88	15294.88	24.00	1.29	1.29	1.29	1862	26
5-Jun-14	8:00	Rainy	009060	2.8345	2.9008	15297.88	15321.88	24.00	1.29	1.29	1.29	1861	36
11-Jun-14	8:00	Rainy	008756	2.8792	2.9525	15324.88	15348.88	24.00	1.29	1.29	1.29	1861	39
18-Jun-14	14:45	Rainy	008461	2.8524	2.9061	15354.96	15378.96	24.00	1.29	1.29	1.29	1861	29
23-Jun-14	8:00	Rainy	009075	2.8319	2.8826	15378.96	15402.96	24.00	1.29	1.29	1.29	1864	27

Remarks: Due to interruption of electricity, the 24hr TSP was rescheduled from 17 June 2014 to 18 June 2014.

## Report on 1-hour TSP monitoring

Action Level ( $\mu\text{g}/\text{m}^3$ ) - 325.1Limit Level ( $\mu\text{g}/\text{m}^3$ ) - 500

Date	Sampling Time	Weather Condition	Filter paper no.	Filter Weight, g		Elapse Time, hr		Sampling Time, hr	Flow Rate, $\text{m}^3/\text{min}$			Total Volume, $\text{m}^3$	TSP Level, $\mu\text{g}/\text{m}^3$
				Initial	Final	Initial	Final		Initial, $Q_{si}$	Final, $Q_{sf}$	Average		
31-May-14	9:16	Rainy	008742	2.8673	2.8689	15294.88	15295.88	1.00	1.29	1.29	1.29	78	21
31-May-14	10:33	Rainy	008745	2.8704	2.8745	15295.88	15296.88	1.00	1.29	1.29	1.29	78	53
31-May-14	13:00	Rainy	008748	2.8650	2.8689	15296.88	15297.88	1.00	1.29	1.29	1.29	78	50
6-Jun-14	8:46	Rainy	009046	2.8246	2.8323	15321.88	15322.88	1.00	1.29	1.29	1.29	78	99
6-Jun-14	10:11	Rainy	009048	2.8008	2.8039	15322.88	15323.88	1.00	1.29	1.29	1.29	78	40
6-Jun-14	13:00	Rainy	009051	2.8200	2.8285	15323.88	15324.88	1.00	1.33	1.29	1.31	79	108
12-Jun-14	8:58	Fine	008758	2.8731	2.8739	15348.88	15349.88	1.00	1.29	1.29	1.29	78	10
12-Jun-14	10:10	Fine	008769	2.8590	2.8649	15349.88	15350.88	1.00	1.29	1.29	1.29	78	76
12-Jun-14	13:00	Fine	008765	2.8564	2.8628	15350.88	15351.88	1.00	1.33	1.29	1.31	79	81
18-Jun-14	8:42	Rainy	008465	2.8671	2.8715	15351.96	15352.96	1.00	1.29	1.29	1.29	78	57
18-Jun-14	9:49	Rainy	008464	2.8651	2.8672	15352.96	15353.96	1.00	1.29	1.29	1.29	78	27
18-Jun-14	13:00	Rainy	008463	2.8837	2.8868	15353.96	15354.96	1.00	1.29	1.29	1.29	78	40
24-Jun-14	8:34	Rainy	009077	2.8305	2.8344	15402.96	15403.96	1.00	1.29	1.29	1.29	78	50
24-Jun-14	9:56	Rainy	009080	2.8235	2.8286	15403.96	15404.96	1.00	1.29	1.29	1.29	78	66
24-Jun-14	13:00	Rainy	009083	2.8278	2.8354	15404.96	15405.96	1.00	1.29	1.29	1.29	78	98



Location: MA1w - International Finance Centre (Western Wing)

Report on 24-hour TSP monitoring

Action Level ( $\mu\text{g}/\text{m}^3$ ) - 173.4  
Limit Level ( $\mu\text{g}/\text{m}^3$ ) - 260

Date	Sampling Time	Weather Condition	Filter paper no.	Filter Weight, g		Elapse Time, hr		Sampling Time, hr	Flow Rate, $\text{m}^3/\text{min}$			Total Volume, $\text{m}^3$	TSP Level, $\mu\text{g}/\text{m}^3$
				Initial	Final	Initial	Final		Initial, $Q_{si}$	Final, $Q_{sf}$	Average		
30-May-14	8:00	Rainy	008704	2.8281	2.9005	15319.40	15343.40	24.00	1.33	1.34	1.34	1923	38
5-Jun-14	8:00	Rainy	009061	2.8383	2.9240	15346.40	15370.40	24.00	1.35	1.36	1.35	1950	44
11-Jun-14	8:00	Rainy	008757	2.8646	2.9951	15373.40	15397.40	24.00	1.35	1.35	1.35	1949	67
19-Jun-14	8:00	Rainy	009074	2.8311	2.9314	15429.63	15453.63	24.00	1.33	1.33	1.33	1921	52
23-Jun-14	8:00	Rainy	009076	2.8446	2.9349	15453.63	15477.63	24.00	1.34	1.34	1.34	1925	47

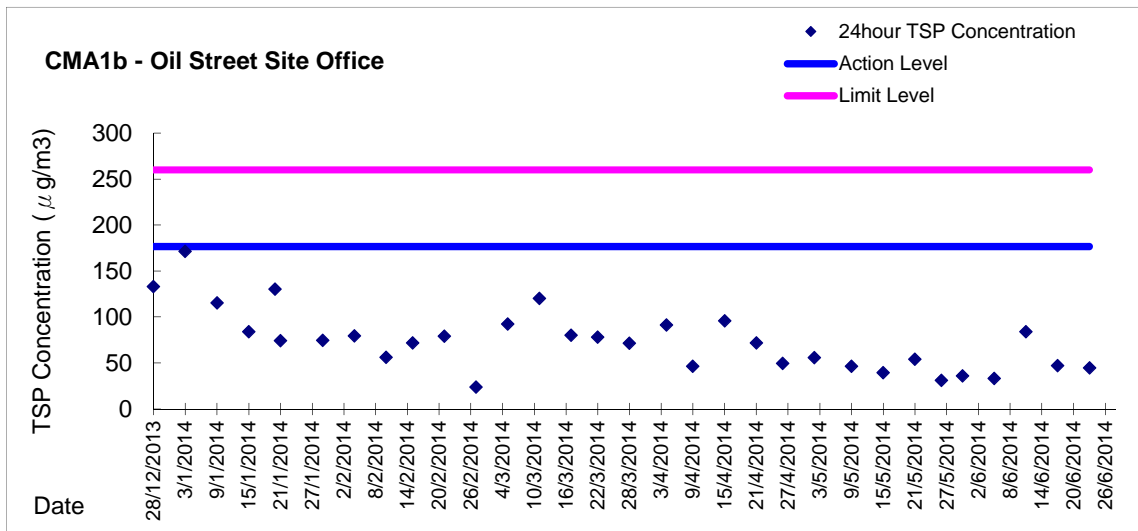
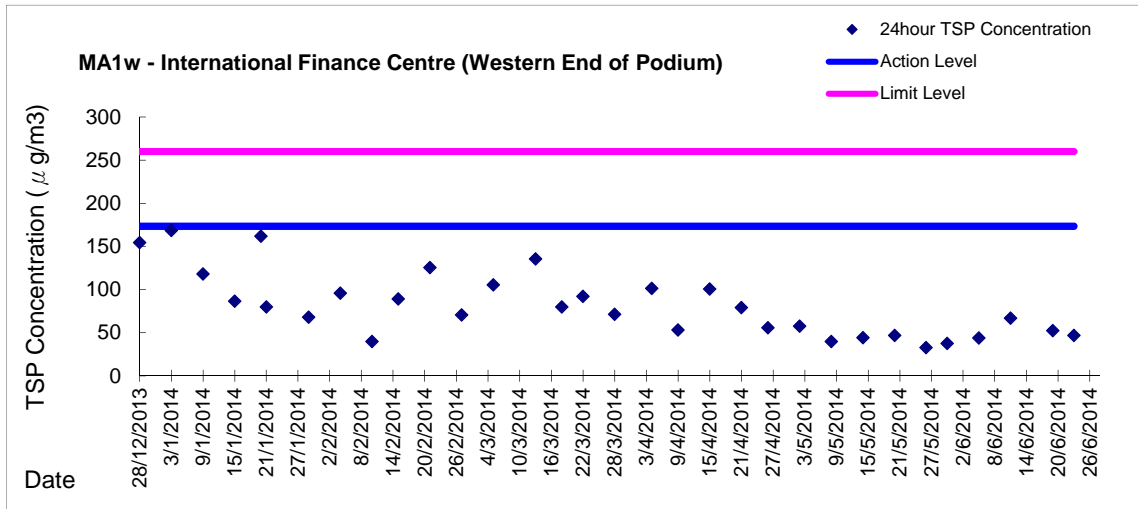
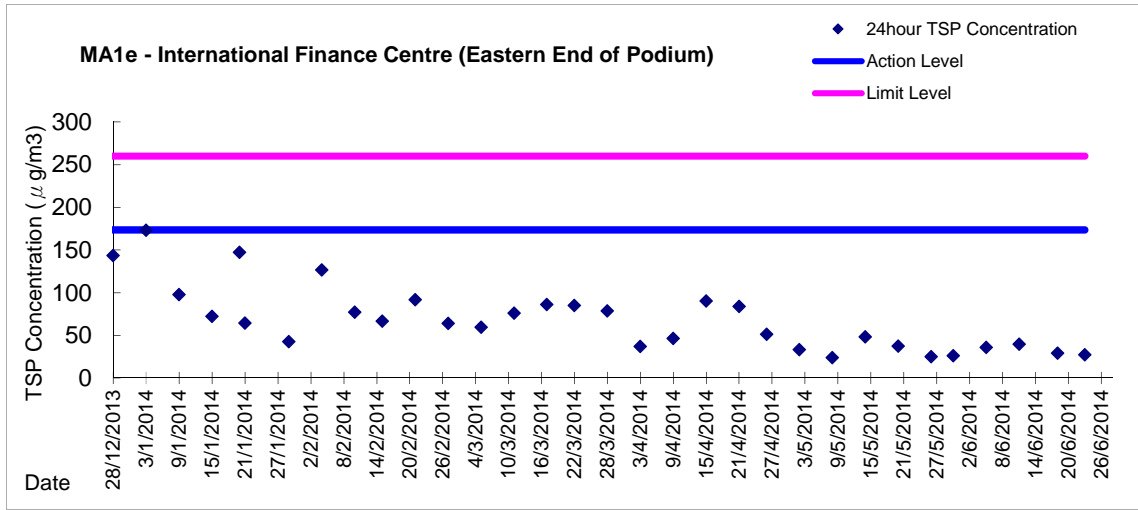
Remarks: Due to interruption of electricity, the 24hr TSP monitoring was rescheduled from 17 June 2014 to 19 June 2014.

Report on 1-hour TSP monitoring

Action Level ( $\mu\text{g}/\text{m}^3$ ) - 325.1  
Limit Level ( $\mu\text{g}/\text{m}^3$ ) - 500

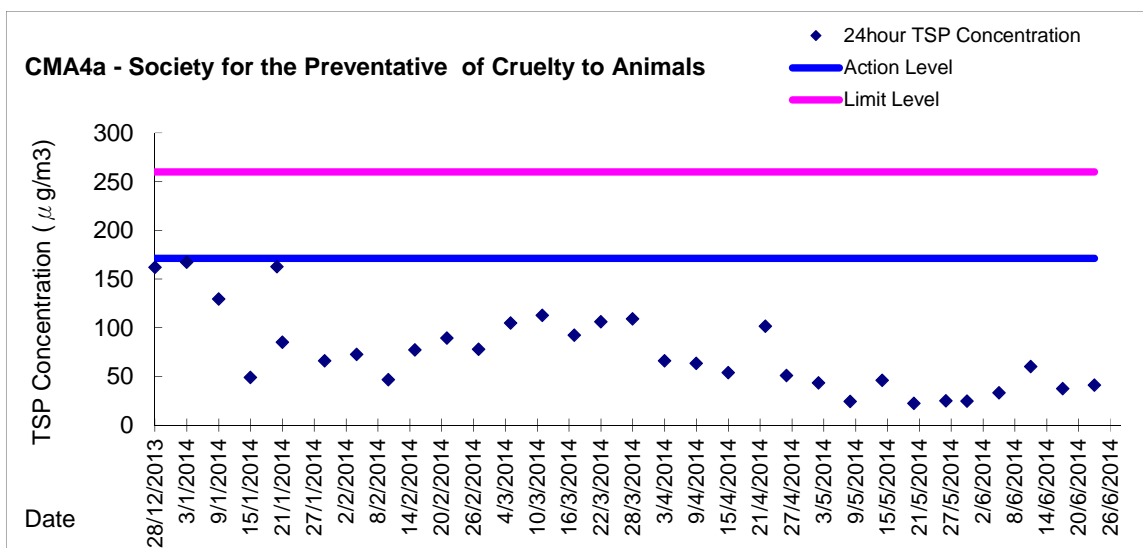
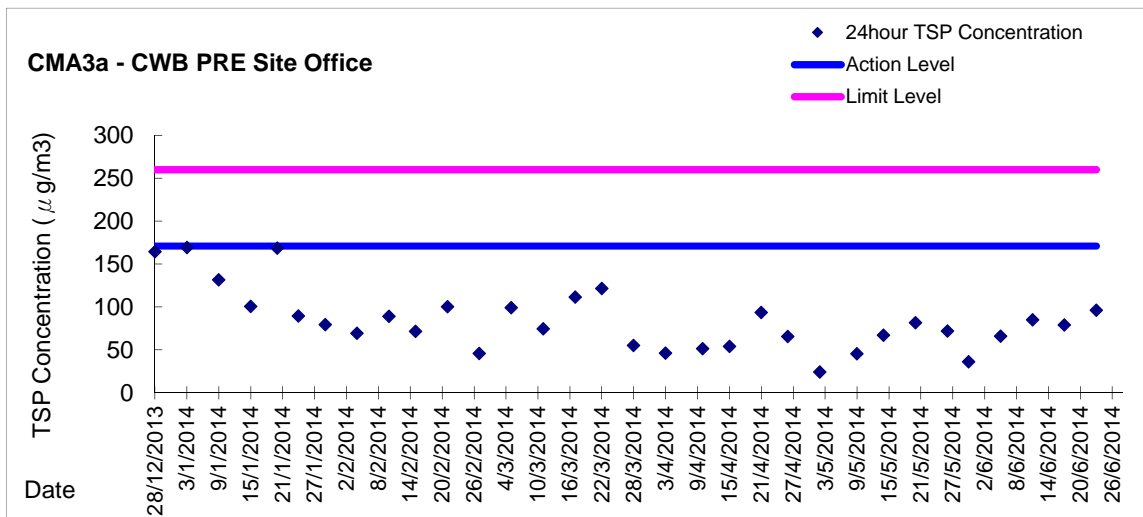
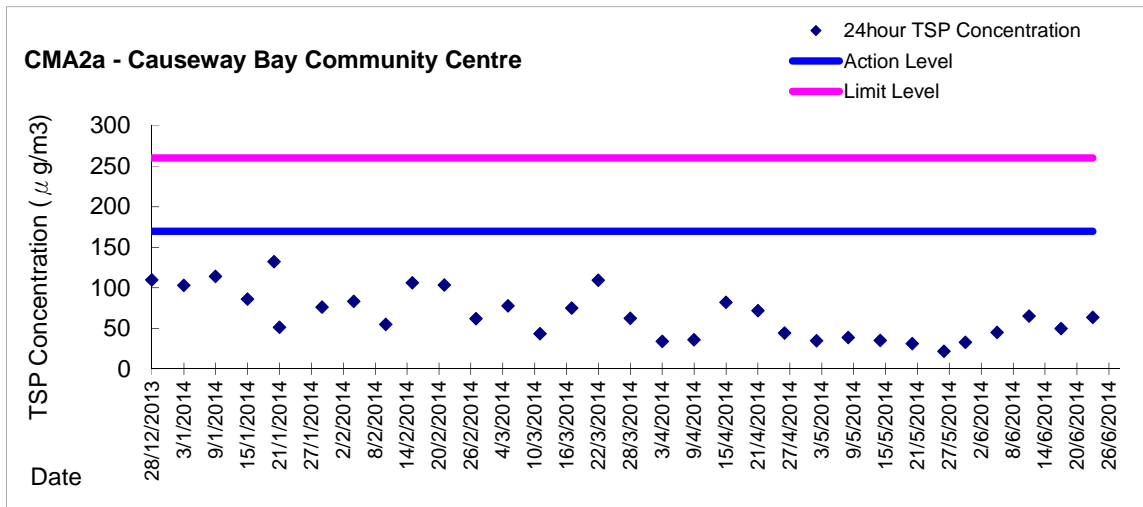
Date	Sampling Time	Weather Condition	Filter paper no.	Filter Weight, g		Elapse Time, hr		Sampling Time, hr	Flow Rate, $\text{m}^3/\text{min}$			Total Volume, $\text{m}^3$	TSP Level, $\mu\text{g}/\text{m}^3$
				Initial	Final	Initial	Final		Initial, $Q_{si}$	Final, $Q_{sf}$	Average		
31-May-14	9:22	Rainy	008743	2.8649	2.8668	15343.40	15344.40	1.00	1.35	1.35	1.35	81	23
31-May-14	10:38	Rainy	008746	2.8704	2.8716	15344.40	15345.40	1.00	1.35	1.35	1.35	81	15
31-May-14	13:00	Rainy	008749	2.8694	2.8715	15345.40	15346.40	1.00	1.35	1.35	1.35	81	26
6-Jun-14	8:52	Rainy	009047	2.8053	2.8125	15370.40	15371.40	1.00	1.30	1.30	1.30	78	93
6-Jun-14	10:17	Rainy	009049	2.8195	2.8251	15371.40	15372.40	1.00	1.34	1.34	1.34	80	70
6-Jun-14	13:00	Rainy	009052	2.8227	2.8313	15372.40	15373.40	1.00	1.30	1.30	1.30	78	110
12-Jun-14	9:03	Fine	008759	2.8740	2.8785	15397.40	15398.40	1.00	1.30	1.30	1.30	78	58
12-Jun-14	10:16	Fine	008768	2.8681	2.8779	15398.40	15399.40	1.00	1.34	1.34	1.34	80	122
12-Jun-14	13:00	Fine	008766	2.8578	2.8677	15400.40	15401.40	1.00	1.30	1.30	1.30	78	127
18-Jun-14	13:00	Rainy	008468	2.8421	2.8665	15426.63	15427.63	1.00	1.33	1.33	1.33	80	305
18-Jun-14	15:05	Rainy	008467	2.8620	2.8695	15427.63	15428.63	1.00	1.33	1.33	1.33	80	94
18-Jun-14	16:12	Rainy	009073	2.8347	2.8413	15428.63	15429.63	1.00	1.33	1.33	1.33	80	82
24-Jun-14	8:40	Rainy	009078	2.8252	2.8306	15477.63	15478.63	1.00	1.34	1.34	1.34	80	67
24-Jun-14	9:52	Rainy	009081	2.8229	2.8278	15478.63	15479.63	1.00	1.30	1.30	1.30	78	63
24-Jun-14	13:00	Rainy	009084	2.8222	2.8328	15479.63	15480.63	1.00	1.30	1.30	1.30	78	136

Graphic Presentation of 24 hour TSP Result

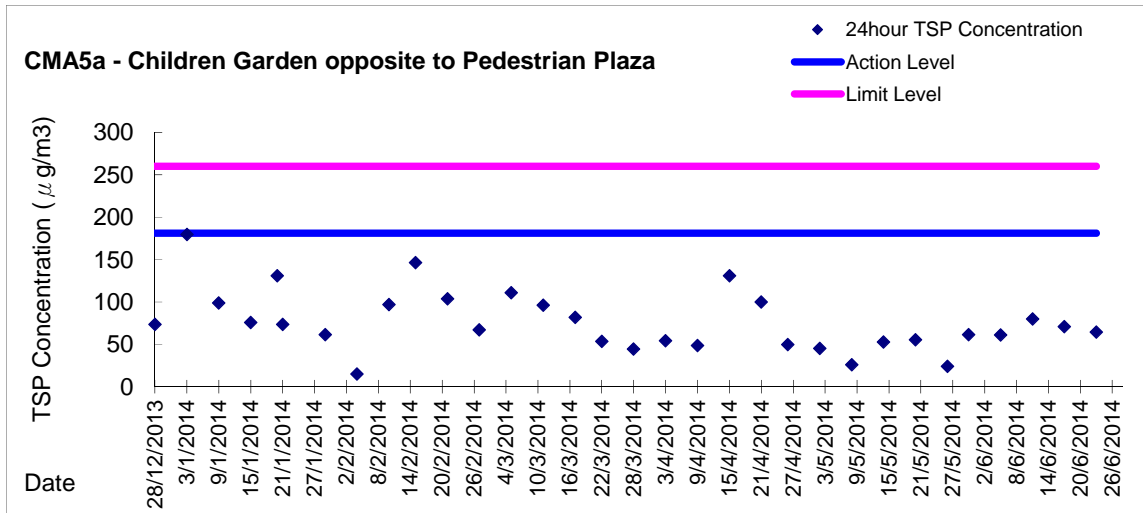




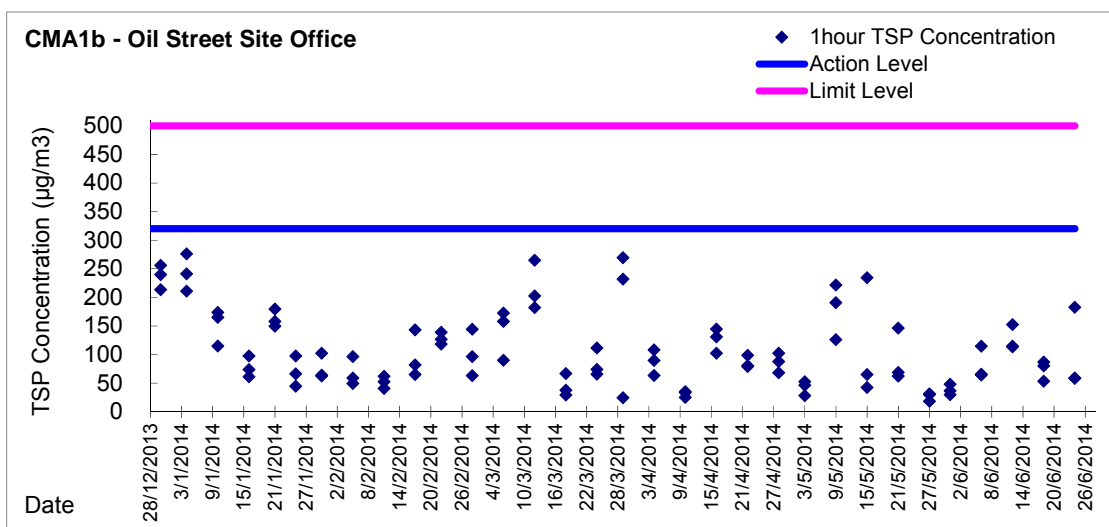
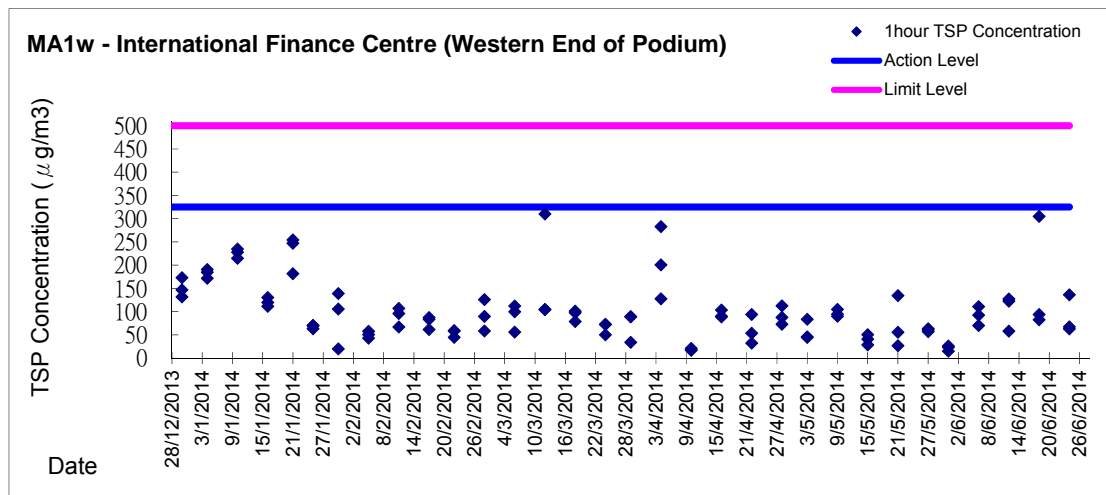
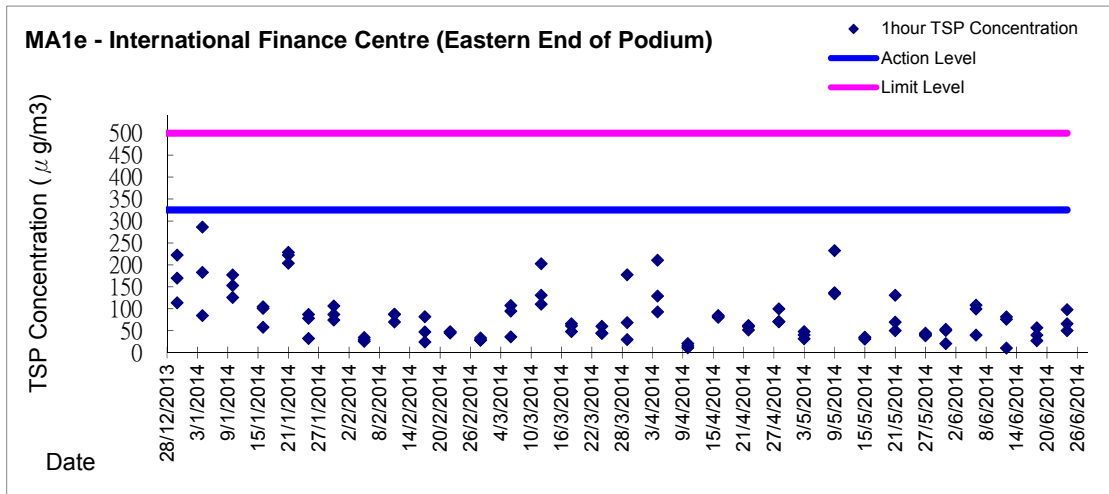
Graphic Presentation of 24 hour TSP Result



Graphic Presentation of 24 hour TSP Result

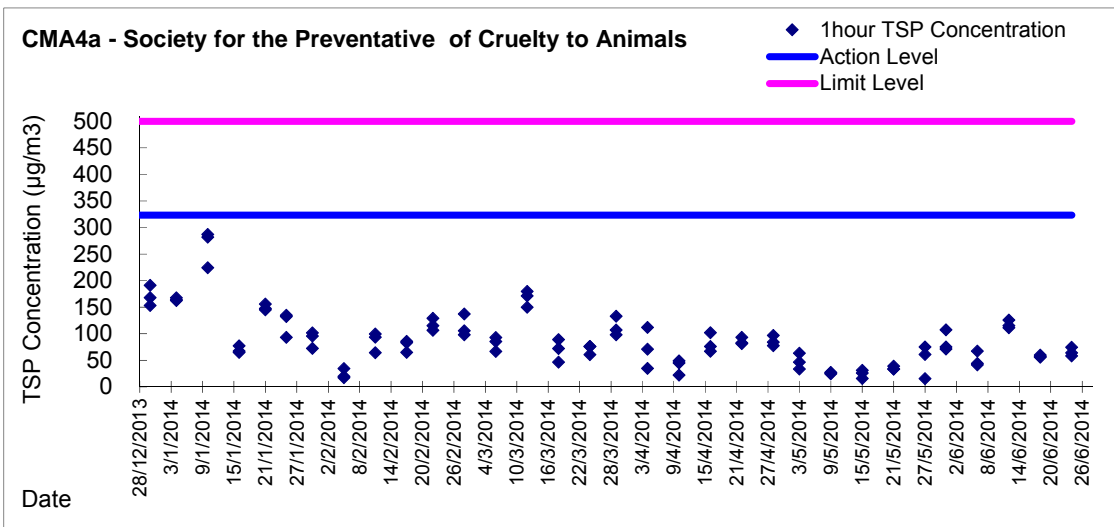
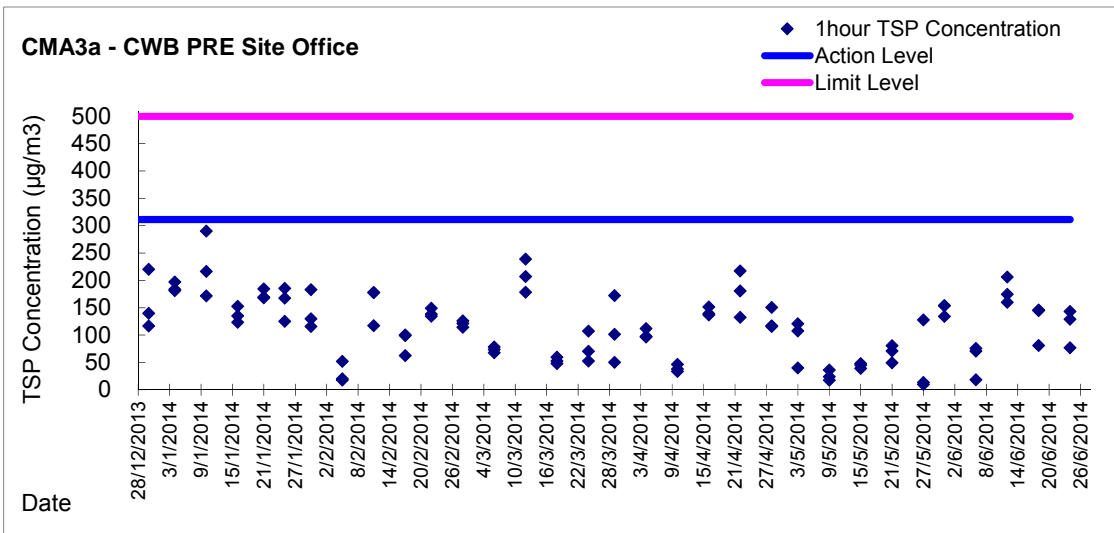
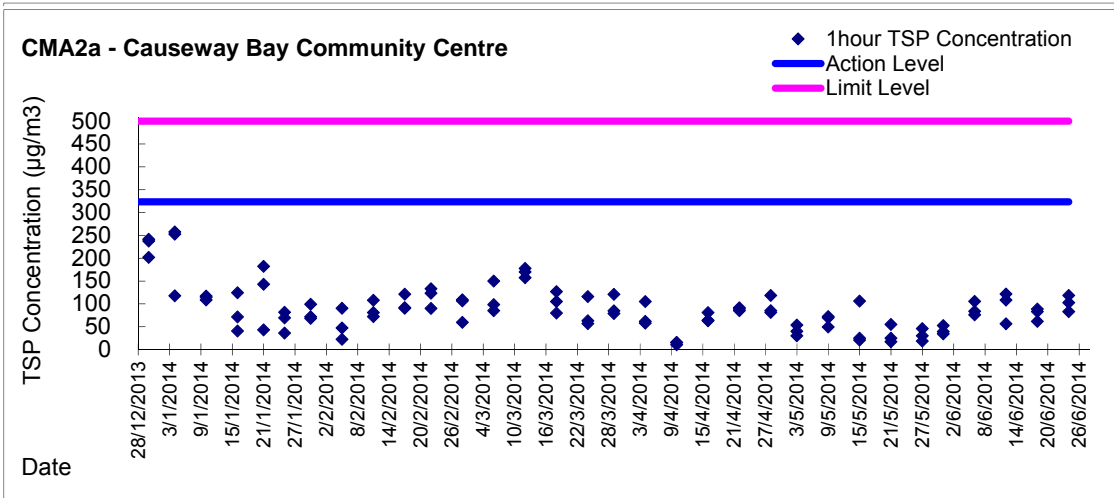


Graphic Presentation of 1 hour TSP Result





Graphic Presentation of 1 hour TSP Result



**Graphic Presentation of 1 hour TSP Result**

